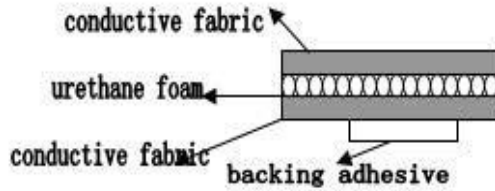


EMI Shielding Gasket

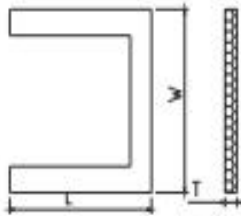
Structure



Performances:

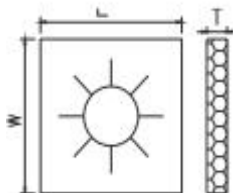
Frequency	Attenuation
30 MHz	90
100 MHz	>100
500 MHz	>100
1 GHz	>100
10 GHz	110
Surface resistivity:	Nickel/Copper < 0.05 ohms/square
Abrasion resistance:	Excellent
Compression set:	< 10% (typical)
Temperature range:	-40 to +70° (typical)

For such as below shape, please provide the details drawing if there is some require for the angles or others

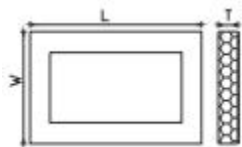


Die-cutted I/O Connector Gasket, please contact us if you need other size.

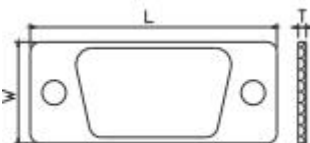
Part No	W(mm/in)	H(mm/in)	L (mm/in)
ET-246A	18.9(0.744)	1.5(0.059)	18.1(0.7126)



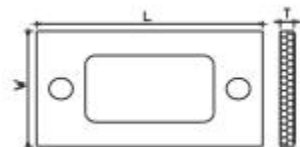
Part No	W(mm/in)	H(mm/in)	L (mm/in)
ET-383A	14(0.55)	2(0.0787)	14(0.55)



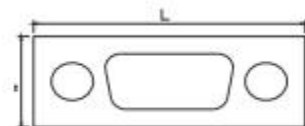
Part No	W(mm/in)	H(mm/in)	L (mm/in)
ET-096A	16(0.63)	3(0.118)	26(1.02)



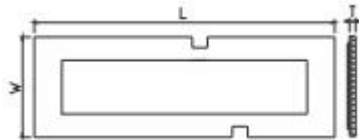
Part No	W(mm/in)	H(mm/in)	L (mm/in)
ET-317A	12.5(0.49)	1 (0.039)	31(1.22)



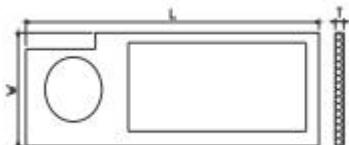
Part No	W(mm/in)	H(mm/in)	L (mm/in)
ET-477A	19(0.75)	2(0.0787)	33.4(1.315)



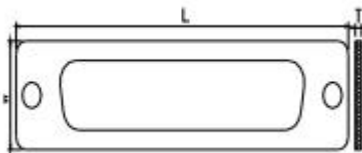
Part No	W(mm/in)	H(mm/in)	L (mm/in)
ET-432A	13(0.511)	2(0.0787)	35(1.378)



Part No	W(mm/in)	H(mm/in)	L (mm/in)
ET-248B	14(0.551)	1 (0.039)	49(1.93)



Part No	W(mm/in)	H(mm/in)	L (mm/in)
ET-202A	17.8(0.7)	1.52 (0.0598)	52.3(2.06)




Part No	W(mm/in)	H(mm/in)	L (mm/in)
ET-329A	12.5(0.5)	1 (0.039)	53(2.08)



Part No	W(mm/in)	H(mm/in)	L (mm/in)
ET-478A	19(0.75)	2(0.0787)	55.6(2.19)

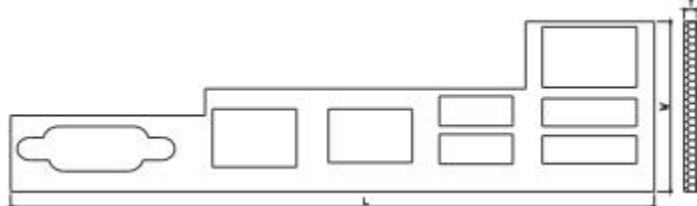


Part No	W(mm/in)	H(mm/in)	L (mm/in)
ET-456A	17.8(0.7)	2.5(0.0984)	57.9(2.28)

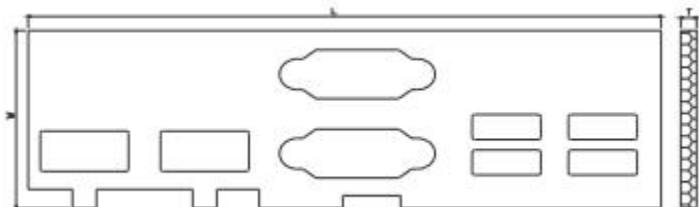


Part No	W(mm/in)	H(mm/in)	L (mm/in)
ET-205A	15(0.59)	3(0.1181)	72(2.83)

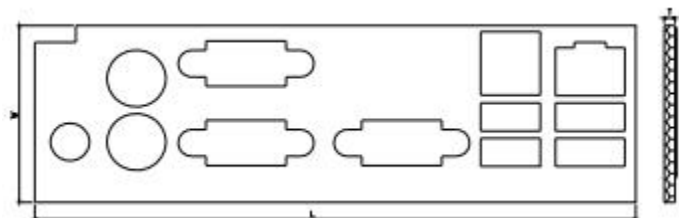
Part No	W(mm/in)	H(mm/in)	L (mm/in)
ET-460A	38(1.496)	2.5(0.0984)	122.5(4.822)



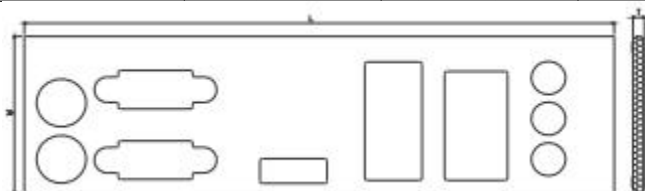
Part No	W(mm/in)	H(mm/in)	L (mm/in)
ET-427A	42.64(1.68)	3.3(0.13)	131.5(5.18)



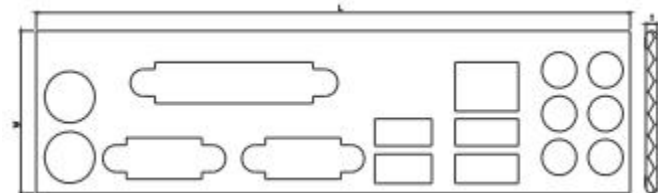
Part No	W(mm/in)	H(mm/in)	L (mm/in)
ET-260A	42.45(1.67)	2.5(0.0984)	139(5.47)



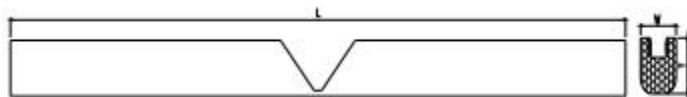
Part No	W(mm/in)	H(mm/in)	L (mm/in)
ET-447A	42.5(1.67)	3(0.1181)	153.7(6.05)



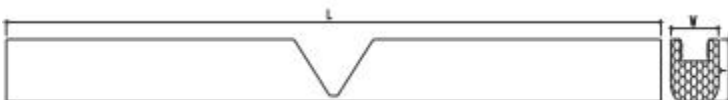
Part No	W(mm/in)	H(mm/in)	L (mm/in)
ET-325A	41(1.614)	3(0.1181)	154(6.06)



Part No	W(mm/in)	H(mm/in)	L (mm/in)
ET-429A	9.5(0.374)	10(0.3937)	165(6.49)



Part No	W(mm/in)	H(mm/in)	L (mm/in)
ET-428A	12(0.4724)	10(0.3937)	165(6.49)



Part No	W(mm/in)	H(mm/in)	L (mm/in)
ET-387A	43.9(1.7283)	1.2(0.0472)	290.5(11.437)